

# PLEASE STOP THESE GARDEN ESCAPEES

## Have you seen these two plants?





- Commonly called:  
**Himalayan balsam and Knotweeds**
- Potentially takes over gardens and green-spaces
- Accidentally escaped Eurasia
- Annually spreading seeds and growing rhizomes
- Drastically detrimental to native species
- Critically important that you eradicate them and/or call 1-866-44WEEDS

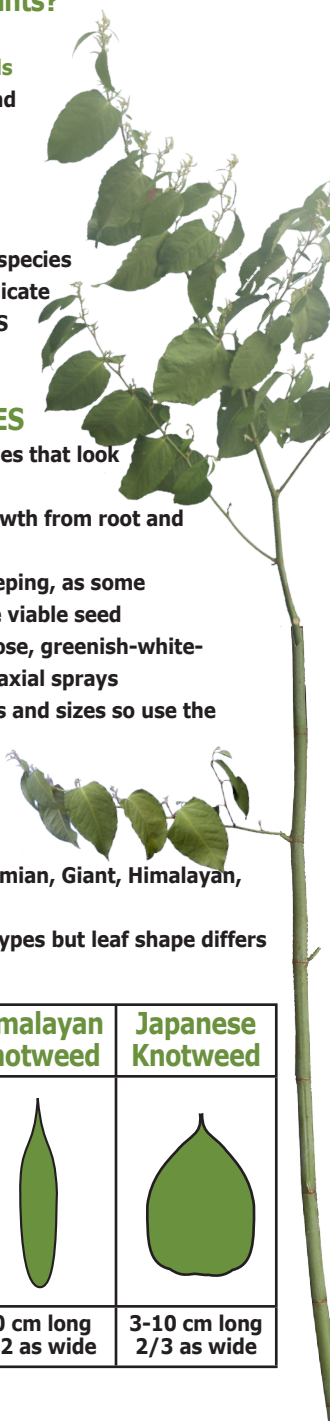
### KNOTWEED SPECIES

- Stems of swollen nodes that look like canes of bamboo
- Very persistent regrowth from root and shoot fragments
- Often spreads by creeping, as some species may not have viable seed
- Flowers are small, loose, greenish-white-pink, plume-like leaf axial sprays
- Leaves vary in shapes and sizes so use the leaf key below

### KNOTWEED LEAF KEY

- Four Knotweeds of concern: Bohemian, Giant, Himalayan, and Japanese
- All have similar stem and flower types but leaf shape differs

Bohemian Knotweed	Giant Knotweed	Himalayan Knotweed	Japanese Knotweed
			
5-30 cm long 2/3 as wide	20-40 cm long 2/3 as wide	20 cm long 1/2 as wide	3-10 cm long 2/3 as wide



## HIMALAYAN BALSAM

- Also known as Policeman's Helmet
- Grooved Stem is pink-red to green and bamboo-like
- Purple to pink orchid or slipper-like flowers
- Leaves alternate with serrated edges and a reddish midrib
- Seeds spread from exploding seed pods up to 100 meters

## Potential Impacts to Environment

- Spreads Seeds and rhizomes into delicate ecosystems
- Forms thick impenetrable barriers that block access to habitat, food and water
- Draws bees away from native flowers
- Displaces native vegetation and wildlife
- Grows unchecked by natural predators
- Infests areas that are difficult, expensive and time consuming to restore
- Erodes stream banks by out-competing deep-rooted plants.

## What should I do with my Himalayan balsam or Knotweed?

- Remove stem and roots. Knotweed can resprout from the smallest root fragment
- Throw it in a landfill or burn it. Never give as a gift or compost
- Don't show people its ok to grow invasive plants. Garden by example
- Replace it with a native bee and butterfly attractant. Contact garden centres for tips
- For more information or to report invasive plants please call



**Northwest**  
INVASIVE PLANT COUNCIL

**WEED HOTLINE**

TOLL FREE 1-866-44WEEDS

[www.nwipc.org](http://www.nwipc.org)